



 **Berenson™**

Appliance Pulls

2026 SUPPLEMENT



Appliance Pulls



Appliance pulls add a cohesive look to your design with applications across your entire home. Designed for heavier use, they can be used on tall pantry doors, wide drawers and built-in appliances due to their secure 10-24 tap.

Contents

GENERAL INFORMATION

Online Ordering	5
Showroom Displays	7
Spec Data	32-38

256mm CC LENGTH

Village	8-9
---------	-----

12in. CC LENGTH

Aspire	8-9
Brookridge	8-9
Cannelee	10-11
Designers' Group Ten	10-11
Dierdra	10-11
Echo	12-13
Emerling	12-13
Epoch Edge	12-13
Folklore	14-15
Hearthstone	14-15
Laura	14-15
Radial Reign	16-17
Rivet Rebel	16-17
Roque	16-17
Studio	18-19
Studio Remix	18-19
Subtle Surge	18-19
Tailored Traditional	20-21
Vested Interest	20-21

320mm CC LENGTH

Elevate	20-21
---------	-------

448mm CC LENGTH

Meadow	22-23
--------	-------


18in. CC LENGTH

Aspire	22-23
Brookridge	22-23
Designers' Group Ten	24-25
Domestic Bliss	24-25
Echo	24-25
Elevate	26-27
Folklore	26-27
Hearthstone	26-27
Metro	28-29
Radial Reign	28-29
Rivet Rebel	28-29
Subtle Surge	30-31
Swagger	30-31

HARDWARE STYLES

- Classic Comfort – **Transitional**
- Timeless Charm – **Traditional**
- Uptown Appeal – **Contemporary**

Appliance pulls come with (2)
10-24 x 1in. machine screws.



NEW Products



Online Access

Industry professionals can activate an account on BerensonHardware.com.

Enjoy 24/7 access to your account tools, including Order Tracking, Recent Orders, Invoices and Backorders.

FIND A STORE

Looking to shop in person? Use our Find a Store page to locate nearby showrooms and distributors —just enter your zip code or address.

NOT A DIRECT BUYER?

You can still create a web account to:

- View product availability
- Save favorites
- Request free samples



Merchandising Options

Scan the QR Code to access the Tower Order Form.

Berenson offers two display tower sizes for merchandising our products: a 12-board option and a 36-board option. Each tower rotates 360 degrees for easy viewing and features branded headers.

Towers can be configured with a standard assortment of display boards or customized to meet your needs, with select boards including 12" appliance pulls for display.



Featuring the Rivet Rebel Collection
in Matte Black and Modern Brushed Gold



Premium Displays


Our premium merchandising opportunity includes Appliance Pull-only display boards, designed exclusively for showcasing our longest appliance pulls from some of our most popular collections. Featured in trending finishes, these boards are not compatible with Display Towers and are intended as a standalone merchandising option.

For more information or to order contact: Sales@BerensonHardware.com | 800.333.0578



**Appliance Pull Premium
Display Board 01**
0520-6000-03

*Collections Featured: Elevate,
Hearthstone, Subtle Surge,
Aspire, Metro, Meadow*



**Appliance Pull Premium
Display Board 02**
0595-6000-03

*Collections Featured: Swagger,
Brookridge, Domestic Bliss,
Rivet Rebel, Radial Reign*



256mm CC Length

VILLAGE



① AVAILABLE FINISHES *Featured in Verona Bronze*



Brushed Nickel
BPN



Verona Bronze
VB



12in. CC Length

ASPIRE




② AVAILABLE FINISHES *Featured in Brushed Copper*



Brushed Copper
BC




Brushed Nickel
BPN




Brushed Tin
BT



Matte Black
55



Modern
Brushed Gold
MDB



Polished Chrome
26



Verona Bronze
VB

BROOKRIDGE



③ AVAILABLE FINISHES *Featured in Matte Black*



Brushed Nickel
BPN



Matte Black
55



Modern
Brushed Gold
MDB



Polished Chrome
26



Verona Bronze
VB

AVAILABLE FINISHES & PART NUMBERS

VILLAGE

FINISH	PART NO.
Brushed Nickel	2083-1BPN-P
① Verona Bronze	2084-10VB-P

ASPIRE

FINISH	PART NO.
② Brushed Copper	2145-10BC-P
Brushed Nickel	9240-1BPN-P
Brushed Tin	9241-10BT-P
Matte Black	2139-1055-P
Modern Brushed Gold	2133-1MDB-P
Polished Chrome	9239-1026-P
Verona Bronze	2032-10VB-P

BROOKRIDGE

FINISH	PART NO.
Brushed Nickel	2635-1BPN-P
③ Matte Black	2636-1055-P
Modern Brushed Gold	2639-1MDB-P
Polished Chrome	2654-1026-P
Verona Bronze	2637-10VB-P



12in. CC Length

CANNELEE



① AVAILABLE FINISHES *Featured in Modern Brushed Gold*



Brushed Nickel
BPN



Matte Black
55



Modern
Brushed Gold
MDB

NEW COLLECTION
SPRING 2026

DESIGNERS' GROUP TEN



② AVAILABLE FINISHES *Featured in Polished Nickel*



Polished Nickel
14

DIERDRA



③ AVAILABLE FINISHES *Featured in Toasted Bronze*



Brushed Nickel
BPN



Matte Black
55




Modern
Brushed Gold
MDB



Polished Nickel
14



Toasted Bronze
TB



Vintage Nickel
VTN

AVAILABLE FINISHES & PART NUMBERS

CANNELEE

FINISH	PART NO.
Brushed Nickel	2897-1BPN-P
Matte Black	2898-1055-P
① Modern Brushed Gold	2899-1MDB-P

DESIGNERS' GROUP TEN

FINISH	PART NO.
② Polished Nickel	2036-1014-P

DIERDRA

FINISH	PART NO.
Brushed Nickel	9854-1BPN-P
Matte Black	4172-1055-P
Modern Brushed Gold	4166-1MDB-P
Polished Nickel	9852-1014-P
③ Toasted Bronze	4218-10TB-P
Vintage Nickel	9804-1VTN-P




12in. CC Length

ECHO




① AVAILABLE FINISHES *Featured in Polished Nickel*



EMERLING



② AVAILABLE FINISHES *Featured in Matte Black*




NEW COLLECTION
SPRING 2026

EPOCH EDGE



③ AVAILABLE FINISHES *Featured in Modern Brushed Gold*



AVAILABLE FINISHES & PART NUMBERS

ECHO

FINISH	PART NO.
Brushed Nickel	9142-1BPN-P
Matte Black	9146-1055-P
Modern Brushed Gold	9167-1MDB-P
Oil Rubbed Bronze	9151-1ORB-P
ⓐ Polished Nickel	9155-1014-P
Verona Bronze	9159-10VB-P

EMERLING

FINISH	PART NO.
Brushed Nickel	2461-1BPN-P
ⓑ Matte Black	2462-1055-P
Modern Brushed Gold	2463-1MDB-P

EPOCH EDGE

FINISH	PART NO.
Brushed Nickel	1230-1BPN-P
Matte Black	1233-1055-P
ⓒ Modern Brushed Gold	1234-1MDB-P
Polished Chrome	1232-1026-P
Verona Bronze	1231-10VB-P
Vintage Nickel	1235-1VTN-P



12in. CC Length

FOLKLORE



① AVAILABLE FINISHES *Featured in Toasted Bronze*



Brushed Nickel
BPN



Matte Black
55



Modern
Brushed Gold
MDB



Toasted Bronze
TB



Weathered
Copper
WC

HEARTHSTONE



② AVAILABLE FINISHES *Featured in Brushed Nickel*



Brushed Nickel
BPN



Matte Black
55



Modern
Brushed Gold
MDB



Verona Bronze
VB



Vintage Nickel
VTN



Weathered
Verona Bronze
WVB

LAURA



③ AVAILABLE FINISHES *Featured in Modern Brushed Gold*



Brushed Nickel
BPN



Matte Black
55



Modern
Brushed Gold
MDB



Polished Chrome
26



Vintage Nickel
VTN

AVAILABLE FINISHES & PART NUMBERS

FOLKLORE

FINISH	PART NO.
Brushed Nickel	8319-1BPN-P
Matte Black	8313-1055-P
Modern Brushed Gold	8307-1MDB-P
① Toasted Bronze	8337-10TB-P
Weathered Copper	8331-10WC-P

HEARTHSTONE

FINISH	PART NO.
② Brushed Nickel	2035-1BPN-P
Matte Black	2038-1055-P
Modern Brushed Gold	2156-1MDB-P
Verona Bronze	2034-10VB-P
Vintage Nickel	2164-1VTN-P
Weathered Verona Bronze	2037-1WVB-P

LAURA


FINISH	PART NO.
Brushed Nickel	4193-1BPN-P
Matte Black	4212-1055-P
③ Modern Brushed Gold	4194-1MDB-P
Polished Chrome	4195-1026-P
Vintage Nickel	4196-1VTN-P



12in. CC Length

RADIAL REIGN

Enlarged to show texture



① AVAILABLE FINISHES *Featured in Slate*



Black Nickel **98** Brushed Nickel **BPN** Brushed Nickel and Matte Black **BPN55** Matte Black **55** Matte Black and Brushed Nickel **55BPN** Matte Black and Modern Brushed Gold **55MDB** Modern Brushed Gold **MDB** Modern Brushed Gold and Matte Black **MDB55** Polished Chrome **26** Slate **SLT**

AVAILABLE FINISHES & PART NUMBERS


RADIAL REIGN

FINISH	PART NO.
Black Nickel	5077-4098-P
Brushed Nickel	5029-4BPN-P
Brushed Nickel and Matte Black	5071-4BPN55-P
Matte Black	5041-4055-P
Matte Black and Brushed Nickel	5065-455BPN-P
Matte Black and Modern Brushed Gold	5059-455MDB-P
Modern Brushed Gold	5053-4MDB-P
Modern Brushed Gold and Matte Black	5146-4MDB55-P
Polished Chrome	5035-4026-P
① Slate	5047-4SLT-P

RIVET REBEL



② AVAILABLE FINISHES *Featured in Matte Black and Brushed Nickel*



Brushed Nickel **BPN** Brushed Nickel and Matte Black **BPN55** Matte Black **55** Matte Black and Brushed Nickel **55BPN** Matte Black and Modern Brushed Gold **55MDB** Modern Brushed Gold **MDB** Polished Chrome **26** Slate **SLT** Slate and Matte Black **SLT55**

RIVET REBEL

FINISH	PART NO.
Brushed Nickel	5083-4BPN-P
Brushed Nickel and Matte Black	5125-4BPN55-P
Matte Black	5095-4055-P
② Matte Black and Brushed Nickel	5119-455BPN-P
Matte Black and Modern Brushed Gold	5113-455MDB-P
Modern Brushed Gold	5107-4MDB-P
Polished Chrome	5089-4026-P
Slate	5101-4SLT-P
Slate and Matte Black	5131-4SLT55-P

ROQUE



③ AVAILABLE FINISHES *Featured in Polished Chrome*



Black Nickel **98** Brushed Nickel **BPN** Matte Black **55** Modern Brushed Gold **MDB** Polished Chrome **26** Vintage Nickel **VTN**

ROQUE

FINISH	PART NO.
Black Nickel	8125-1098-P
Brushed Nickel	8101-1BPN-P
Matte Black	8095-1055-P
Modern Brushed Gold	8107-1MDB-P
③ Polished Chrome	8119-1026-P
Vintage Nickel	8113-1VTN-P



12in. CC Length

STUDIO



① AVAILABLE FINISHES *Featured in Stainless Steel*




Stainless Steel
SS

NEW LENGTH
SPRING 2026

STUDIO REMIX



② AVAILABLE FINISHES *Featured in Modern Brushed Gold & Matte Black*



Brushed Nickel and Matte Black
BPN55



Brushed Nickel and Polished Chrome
BPN26



Matte Black and Brushed Nickel
55BPN



Matte Black and Modern Brushed Gold
55MDB




Modern Brushed Gold and Matte Black
MDB55

NEW COLLECTION
SPRING 2026

SUBTLE SURGE



③ AVAILABLE FINISHES *Featured in Modern Brushed Gold*



Brushed Nickel
BPN



Matte Black
55



Modern Brushed Gold
MDB



Polished Nickel
14



Verona Bronze
VB



Vintage Nickel
VTN

AVAILABLE FINISHES & PART NUMBERS

STUDIO

FINISH	PART NO.
① Stainless Steel	2011-90SS-P

STUDIO REMIX

FINISH	PART NO.
Brushed Nickel and Matte Black	2200-9BPN55-P
Brushed Nickel and Polished Chrome	2198-9BPN26-P
Matte Black and Brushed Nickel	2199-955BPN-P
Matte Black and Modern Brushed Gold	2202-955MDB-P
② Modern Brushed Gold and Matte Black	2201-9MDB55-P

SUBTLE SURGE

FINISH	PART NO.
Brushed Nickel	1266-1BPN-P
Matte Black	1269-1055-P
③ Modern Brushed Gold	1270-1MDB-P
Polished Nickel	1268-1014-P
Verona Bronze	1267-10VB-P
Vintage Nickel	1271-1VTN-P




12in. CC Length

TAILORED TRADITIONAL




① AVAILABLE FINISHES *Featured in Matte Black*



VESTED INTEREST



② AVAILABLE FINISHES *Featured in Verona Bronze*




320mm CC Length

ELEVATE



③ AVAILABLE FINISHES *Featured in Graphite*



AVAILABLE FINISHES & PART NUMBERS

TAILORED TRADITIONAL

FINISH	PART NO.
Brushed Nickel	1302-1BPN-P
① Matte Black	1305-1055-P
Modern Brushed Gold	1306-1MDB-P
Polished Nickel	1304-1014-P
Verona Bronze	1303-10VB-P
Vintage Nickel	1307-1VTN-P

VESTED INTEREST

FINISH	PART NO.
Brushed Nickel	2335-1BPN-P
② Verona Bronze	2336-10VB-P
Vintage Nickel	2373-1VTN-P

ELEVATE

FINISH	PART NO.
Brushed Nickel	2093-4BPN-P
③ Graphite	2113-4GPH-P
Matte Black	2120-4055-P
Polished Chrome	2127-4026-P
Satin Gold	2106-40SG-P
Verona Bronze	2094-40VB-P




448mm CC Length

MEADOW



① AVAILABLE FINISHES *Featured in Polished Chrome*



18in. CC Length

ASPIRE




② AVAILABLE FINISHES *Featured in Modern Brushed Gold*



BROOKRIDGE



③ AVAILABLE FINISHES *Featured in Modern Brushed Gold*



AVAILABLE FINISHES & PART NUMBERS

MEADOW

FINISH	PART NO.
Brushed Nickel	2302-4BPN-P
Graphite	2285-4GPH-P
Matte Black	2292-4055-P
ⓐ Polished Chrome	2299-4026-P
Satin Gold	2278-40SG-P
Verona Bronze	2301-40VB-P

ASPIRE

FINISH	PART NO.
Brushed Nickel	2148-1BPN-P
Brushed Tin	2149-10BT-P
Matte Black	2140-1055-P
ⓐ Modern Brushed Gold	2134-1MDB-P
Polished Chrome	2147-1026-P
Verona Bronze	2150-10VB-P

BROOKRIDGE

FINISH	PART NO.
Brushed Nickel	2657-1BPN-P
Matte Black	2658-1055-P
ⓐ Modern Brushed Gold	2659-1MDB-P



18in. CC Length

DESIGNERS' GROUP TEN



① AVAILABLE FINISHES *Featured in Polished Nickel*



Polished Nickel
14

DOMESTIC BLISS



② AVAILABLE FINISHES *Featured in Matte Black*



Brushed Nickel
BPN



Matte Black
55



Modern
Brushed Gold
MDB

ECHO



③ AVAILABLE FINISHES *Featured in Modern Brushed Gold*



Brushed Nickel
BPN



Matte Black
55



Modern
Brushed Gold
MDB

AVAILABLE FINISHES & PART NUMBERS

DESIGNERS' GROUP TEN

FINISH	PART NO.
⓪ Polished Nickel	4154-1014-P

DOMESTIC BLISS

FINISH	PART NO.
Brushed Nickel	2419-1BPN-P
⓪ Matte Black	2420-1055-P
Modern Brushed Gold	2421-1MDB-P

ECHO

FINISH	PART NO.
Brushed Nickel	9109-1BPN-P
Matte Black	9147-1055-P
⓪ Modern Brushed Gold	9168-1MDB-P




18in. CC Length

ELEVATE




① AVAILABLE FINISHES *Featured in Graphite*



FOLKLORE



② AVAILABLE FINISHES *Featured in Brushed Nickel*



HEARTHSTONE



③ AVAILABLE FINISHES *Featured in Modern Brushed Gold*



AVAILABLE FINISHES & PART NUMBERS

ELEVATE

FINISH	PART NO.
Brushed Nickel	2101-4BPN-P
ⓐ Graphite	2114-4GPH-P
Matte Black	2121-4055-P
Polished Chrome	2128-4026-P
Satin Gold	2107-40SG-P
Verona Bronze	2100-40VB-P

FOLKLORE

FINISH	PART NO.
ⓑ Brushed Nickel	8341-1BPN-P
Matte Black	8342-1055-P
Modern Brushed Gold	8343-1MDB-P

HEARTHSTONE

FINISH	PART NO.
Brushed Nickel	2168-1BPN-P
Matte Black	2169-1055-P
ⓒ Modern Brushed Gold	2157-1MDB-P
Verona Bronze	2167-10VB-P
Vintage Nickel	2165-1VTN-P

 18in. CC Length

METRO




① AVAILABLE FINISHES *Featured in Matte Black*



RADIAL REIGN



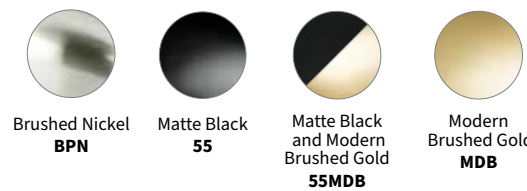
② AVAILABLE FINISHES *Featured in Matte Black and Modern Brushed Gold*



RIVET REBEL



③ AVAILABLE FINISHES *Featured in Brushed Nickel*



AVAILABLE FINISHES & PART NUMBERS

METRO

FINISH	PART NO.
Brushed Nickel	9860-1BPN-P
① Matte Black	9861-1055-P
Modern Brushed Gold	9912-1MDB-P
Polished Chrome	9916-1026-P
Slate	9973-1SLT-P

RADIAL REIGN

FINISH	PART NO.
Brushed Nickel	5136-4BPN-P
Matte Black	5137-4055-P
Matte Black and Brushed Nickel	5140-455BPN-P
② Matte Black and Modern Brushed Gold	5138-455MDB-P
Modern Brushed Gold	5139-4MDB-P

RIVET REBEL

FINISH	PART NO.
③ Brushed Nickel	5133-4BPN-P
Matte Black	5134-4055-P
Matte Black and Modern Brushed Gold	5132-455MDB-P
Modern Brushed Gold	5135-4MDB-P




18in. CC Length

SUBTLE SURGE




① AVAILABLE FINISHES *Featured in Brushed Nickel*



SWAGGER



② AVAILABLE FINISHES *Featured in Modern Brushed Gold*



AVAILABLE FINISHES & PART NUMBERS

SUBTLE SURGE

FINISH	PART NO.
Ⓞ Brushed Nickel	1115-1BPN-P
Matte Black	1119-1055-P
Modern Brushed Gold	1114-1MDB-P
Polished Nickel	1116-1014-P
Verona Bronze	1117-10VB-P
Vintage Nickel	1118-1VTN-P

SWAGGER

FINISH	PART NO.
Black Nickel	2416-1098-P
Brushed Nickel	2413-1BPN-P
Matte Black	2417-1055-P
Ⓞ Modern Brushed Gold	2415-1MDB-P

Spec Data

VILLAGE 256mm CC

Part No.	Finish	Material	CC	Length	Width	Height/Projection	Hand Clearance	Base	Page No.
2083-1BPN-P	Brushed Nickel	Zinc	256mm	12 3/16in.	1 5/16in.	1 5/16in.	1 1/32in.	1 5/16in.	8
2084-10VB-P	Verona Bronze	Zinc	256mm	12 3/16in.	1 5/16in.	1 5/16in.	1 1/32in.	1 5/16in.	8

ASPIRE 12in. CC

Part No.	Finish	Material	CC	Length	Width	Height/Projection	Hand Clearance	Base	Page No.
2145-10BC-P	Brushed Copper	Zinc	12in.	12 7/16in.	1in.	1 13/16in.	1 1/4in.	7/16in.	8
9240-1BPN-P	Brushed Nickel	Zinc	12in.	12 7/16in.	1in.	1 13/16in.	1 1/4in.	7/16in.	8
9241-10BT-P	Brushed Tin	Zinc	12in.	12 7/16in.	1in.	1 13/16in.	1 1/4in.	7/16in.	8
2139-1055-P	Matte Black	Zinc	12in.	12 7/16in.	1in.	1 13/16in.	1 1/4in.	7/16in.	8
2133-1MDB-P	Modern Brushed Gold	Zinc	12in.	12 7/16in.	1in.	1 13/16in.	1 1/4in.	7/16in.	8
9239-1026-P	Polished Chrome	Zinc	12in.	12 7/16in.	1in.	1 13/16in.	1 1/4in.	7/16in.	8
2032-10VB-P	Verona Bronze	Zinc	12in.	12 7/16in.	1in.	1 13/16in.	1 1/4in.	7/16in.	8

BROOKRIDGE 12in. CC

Part No.	Finish	Material	CC	Length	Width	Height/Projection	Hand Clearance	Base	Page No.
2635-1BPN-P	Brushed Nickel	Zinc	12in.	12 3/4in.	2 7/32in.	1 3/4in.	1 2 1/64in.	1 9/32in.	8
2636-1055-P	Matte Black	Zinc	12in.	12 3/4in.	2 7/32in.	1 3/4in.	1 2 1/64in.	1 9/32in.	8
2639-1MDB-P	Modern Brushed Gold	Zinc	12in.	12 3/4in.	2 7/32in.	1 3/4in.	1 2 1/64in.	1 9/32in.	8
2654-1026-P	Polished Chrome	Zinc	12in.	12 3/4in.	2 7/32in.	1 3/4in.	1 2 1/64in.	1 9/32in.	8
2637-10VB-P	Verona Bronze	Zinc	12in.	12 3/4in.	2 7/32in.	1 3/4in.	1 2 1/64in.	1 9/32in.	8

CANNELEE 12in. CC

Part No.	Finish	Material	CC	Length	Width	Height/Projection	Hand Clearance	Base	Page No.
2897-1BPN-P	Brushed Nickel	Zinc	12in.	13 1/16in.	1 1/16in.	1 23/32in.	1 5/16in.	1 1/16in.	10
2898-1055-P	Matte Black	Zinc	12in.	13 1/16in.	1 1/16in.	1 23/32in.	1 5/16in.	1 1/16in.	10
2899-1MDB-P	Modern Brushed Gold	Zinc	12in.	13 1/16in.	1 1/16in.	1 23/32in.	1 5/16in.	1 1/16in.	10

DESIGNERS' GROUP TEN 12in. CC

Part No.	Finish	Material	CC	Length	Width	Height/Projection	Hand Clearance	Base	Page No.
2036-1014-P	Polished Nickel	Zinc	12in.	13 3/8in.	3/4in.	1 13/16in.	1 23/64in.	1 1/16in.	10

Spec Data

DIERDRA 12in. CC

Part No.	Finish	Material	CC	Length	Width	Height/Projection	Hand Clearance	Base	Page No.
9854-1BPN-P	Brushed Nickel	Zinc	12in.	13 1/4in.	7/8in.	1 2 1/32in.	1 1/16in.	5/8in.	10
4172-1055-P	Matte Black	Zinc	12in.	13 1/4in.	7/8in.	1 2 1/32in.	1 1/16in.	5/8in.	10
4166-1MDB-P	Modern Brushed Gold	Zinc	12in.	13 1/4in.	7/8in.	1 2 1/32in.	1 1/16in.	5/8in.	10
9852-1014-P	Polished Nickel	Zinc	12in.	13 1/4in.	7/8in.	1 2 1/32in.	1 1/16in.	5/8in.	10
4218-10TB-P	Toasted Bronze	Zinc	12in.	13 1/4in.	7/8in.	1 2 1/32in.	1 1/16in.	5/8in.	10
9804-1VTN-P	Vintage Nickel	Zinc	12in.	13 1/4in.	7/8in.	1 2 1/32in.	1 1/16in.	5/8in.	10

ECHO 12in. CC

Part No.	Finish	Material	CC	Length	Width	Height/Projection	Hand Clearance	Base	Page No.
9142-1BPN-P	Brushed Nickel	Zinc	12in.	13 23/32in.	1 1/16in.	1 2 1/32in.	1 3/16in.	1 1 1/32in.	12
9146-1055-P	Matte Black	Zinc	12in.	13 23/32in.	1 1/16in.	1 2 1/32in.	1 3/16in.	1 1 1/32in.	12
9167-1MDB-P	Modern Brushed Gold	Zinc	12in.	13 23/32in.	1 1/16in.	1 2 1/32in.	1 3/16in.	1 1 1/32in.	12
9151-1ORB-P	Oil Rubbed Bronze	Zinc	12in.	13 23/32in.	1 1/16in.	1 2 1/32in.	1 3/16in.	1 1 1/32in.	12
9155-1014-P	Polished Nickel	Zinc	12in.	13 23/32in.	1 1/16in.	1 2 1/32in.	1 3/16in.	1 1 1/32in.	12
9159-10VB-P	Verona Bronze	Zinc	12in.	13 23/32in.	1 1/16in.	1 2 1/32in.	1 3/16in.	1 1 1/32in.	12

EMERLING 12in. CC

Part No.	Finish	Material	CC	Length	Width	Height/Projection	Hand Clearance	Base	Page No.
2461-1BPN-P	Brushed Nickel	Zinc	12in.	13 1/4in.	1 3/16in.	1 3/8in.	3 1/32in.	1 3/16in.	12
2462-1055-P	Matte Black	Zinc	12in.	13 1/4in.	1 3/16in.	1 3/8in.	3 1/32in.	1 3/16in.	12
2463-1MDB-P	Modern Brushed Gold	Zinc	12in.	13 1/4in.	1 3/16in.	1 3/8in.	3 1/32in.	1 3/16in.	12

EPOCH EDGE 12in. CC

Part No.	Finish	Material	CC	Length	Width	Height/Projection	Hand Clearance	Base	Page No.
1230-1BPN-P	Brushed Nickel	Zinc	12in.	12 7/8in.	7/8in.	1 1/16in.	1 7/32in.	1in.	12
1233-1055-P	Matte Black	Zinc	12in.	12 7/8in.	7/8in.	1 1/16in.	1 7/32in.	1in.	12
1234-1MDB-P	Modern Brushed Gold	Zinc	12in.	12 7/8in.	7/8in.	1 1/16in.	1 7/32in.	1in.	12
1232-1026-P	Polished Chrome	Zinc	12in.	12 7/8in.	7/8in.	1 1/16in.	1 7/32in.	1in.	12
1231-10VB-P	Verona Bronze	Zinc	12in.	12 7/8in.	7/8in.	1 1/16in.	1 7/32in.	1in.	12
1235-1VTN-P	Vintage Nickel	Zinc	12in.	12 7/8in.	7/8in.	1 1/16in.	1 7/32in.	1in.	12

FOLKLORE 12in. CC

Part No.	Finish	Material	CC	Length	Width	Height/Projection	Hand Clearance	Base	Page No.
8319-1BPN-P	Brushed Nickel	Zinc	12in.	13 3/16in.	1 5/32in.	1 1 1/32in.	7/8in.	1 3/16in.	14
8313-1055-P	Matte Black	Zinc	12in.	13 3/16in.	1 5/32in.	1 1 1/32in.	7/8in.	1 3/16in.	14
8307-1MDB-P	Modern Brushed Gold	Zinc	12in.	13 3/16in.	1 5/32in.	1 1 1/32in.	7/8in.	1 3/16in.	14
8337-10TB-P	Toasted Bronze	Zinc	12in.	13 3/16in.	1 5/32in.	1 1 1/32in.	7/8in.	1 3/16in.	14
8331-10WC-P	Weathered Copper	Zinc	12in.	13 3/16in.	1 5/32in.	1 1 1/32in.	7/8in.	1 3/16in.	14

Spec Data

HEARTHSTONE 12in. CC

Part No.	Finish	Material	CC	Length	Width	Height/Projection	Hand Clearance	Base	Page No.
2035-1BPN-P	Brushed Nickel	Zinc	12in.	13 3/8in.	3/4in.	1 13/16in.	1 23/64in.	1 1/16in.	14
2038-1055-P	Matte Black	Zinc	12in.	13 3/8in.	3/4in.	1 13/16in.	1 23/64in.	1 1/16in.	14
2156-1MDB-P	Modern Brushed Gold	Zinc	12in.	13 3/8in.	3/4in.	1 13/16in.	1 23/64in.	1 1/16in.	14
2034-10VB-P	Verona Bronze	Zinc	12in.	13 3/8in.	3/4in.	1 13/16in.	1 23/64in.	1 1/16in.	14
2164-1VTN-P	Vintage Nickel	Zinc	12in.	13 3/8in.	3/4in.	1 13/16in.	1 23/64in.	1 1/16in.	14
2037-1WVB-P	Weathered Verona Bronze	Zinc	12in.	13 3/8in.	3/4in.	1 13/16in.	1 23/64in.	1 1/16in.	14

LAURA 12in. CC

Part No.	Finish	Material	CC	Length	Width	Height/Projection	Hand Clearance	Base	Page No.
4193-1BPN-P	Brushed Nickel	Zinc	12in.	13 5/8in.	1 1/2in.	1 17/32in.	1 1/4in.	9/16in.	14
4212-1055-P	Matte Black	Zinc	12in.	13 5/8in.	1 1/2in.	1 17/32in.	1 1/4in.	9/16in.	14
4194-1MDB-P	Modern Brushed Gold	Zinc	12in.	13 5/8in.	1 1/2in.	1 17/32in.	1 1/4in.	9/16in.	14
4195-1026-P	Polished Chrome	Zinc	12in.	13 5/8in.	1 1/2in.	1 17/32in.	1 1/4in.	9/16in.	14
4196-1VTN-P	Vintage Nickel	Zinc	12in.	13 5/8in.	1 1/2in.	1 17/32in.	1 1/4in.	9/16in.	14

RADIAL REIGN 12in. CC

Part No.	Finish	Material	CC	Length	Width	Height/Projection	Hand Clearance	Base	Page No.
5077-4098-P	Black Nickel	Aluminum	12in.	14 3/8in.	23/32in.	1 7/16in.	13/16in.	15/32in.	16
5029-4BPN-P	Brushed Nickel	Aluminum	12in.	14 3/8in.	23/32in.	1 7/16in.	13/16in.	15/32in.	16
5071-4BPN55-P	Brushed Nickel and Matte Black	Aluminum	12in.	14 3/8in.	23/32in.	1 7/16in.	13/16in.	15/32in.	16
5041-4055-P	Matte Black	Aluminum	12in.	14 3/8in.	23/32in.	1 7/16in.	13/16in.	15/32in.	16
5065-455BPN-P	Matte Black and Brushed Nickel	Aluminum	12in.	14 3/8in.	23/32in.	1 7/16in.	13/16in.	15/32in.	16
5059-455MDB-P	Matte Black and Modern Brushed Gold	Aluminum	12in.	14 3/8in.	23/32in.	1 7/16in.	13/16in.	15/32in.	16
5053-4MDB-P	Modern Brushed Gold	Aluminum	12in.	14 3/8in.	23/32in.	1 7/16in.	13/16in.	15/32in.	16
5146-1MDB55-P	Modern Brushed Gold and Matte Black	Aluminum	12in.	14 3/8in.	23/32in.	1 7/16in.	13/16in.	15/32in.	16
5035-4026-P	Polished Chrome	Aluminum	12in.	14 3/8in.	23/32in.	1 7/16in.	13/16in.	15/32in.	16
5047-4SLT-P	Slate	Aluminum	12in.	14 3/8in.	23/32in.	1 7/16in.	13/16in.	15/32in.	16

RIVET REBEL 12in. CC

Part No.	Finish	Material	CC	Length	Width	Height/Projection	Hand Clearance	Base	Page No.
5083-4BPN-P	Brushed Nickel	Aluminum	12in.	14 3/8in.	23/32in.	1 7/16in.	13/16in.	15/32in.	16
5125-4BPN55-P	Brushed Nickel and Matte Black	Aluminum	12in.	14 3/8in.	23/32in.	1 7/16in.	13/16in.	15/32in.	16
5095-4055-P	Matte Black	Aluminum	12in.	14 3/8in.	23/32in.	1 7/16in.	13/16in.	15/32in.	16
5119-455BPN-P	Matte Black and Brushed Nickel	Aluminum	12in.	14 3/8in.	23/32in.	1 7/16in.	13/16in.	15/32in.	16
5113-455MDB-P	Matte Black and Modern Brushed Gold	Aluminum	12in.	14 3/8in.	23/32in.	1 7/16in.	13/16in.	15/32in.	16
5107-4MDB-P	Modern Brushed Gold	Aluminum	12in.	14 3/8in.	23/32in.	1 7/16in.	13/16in.	15/32in.	16
5089-4026-P	Polished Chrome	Aluminum	12in.	14 3/8in.	23/32in.	1 7/16in.	13/16in.	15/32in.	16
5101-4SLT-P	Slate	Aluminum	12in.	14 3/8in.	23/32in.	1 7/16in.	13/16in.	15/32in.	16
5131-4SLT55-P	Slate and Matte Black	Aluminum	12in.	14 3/8in.	23/32in.	1 7/16in.	13/16in.	15/32in.	16

Spec Data

ROQUE 12in. CC

Part No.	Finish	Material	CC	Length	Width	Height/Projection	Hand Clearance	Base	Page No.
8125-1098-P	Black Nickel	Zinc	12in.	12 1/2in.	25/32in.	1 11/32in.	29/32in.	15/32in.	16
8101-1BPN-P	Brushed Nickel	Zinc	12in.	12 1/2in.	25/32in.	1 11/32in.	29/32in.	15/32in.	16
8095-1055-P	Matte Black	Zinc	12in.	12 1/2in.	25/32in.	1 11/32in.	29/32in.	15/32in.	16
8107-1MDB-P	Modern Brushed Gold	Zinc	12in.	12 1/2in.	25/32in.	1 11/32in.	29/32in.	15/32in.	16
8119-1026-P	Polished Chrome	Zinc	12in.	12 1/2in.	25/32in.	1 11/32in.	29/32in.	15/32in.	16
8113-1VTN-P	Vintage Nickel	Zinc	12in.	12 1/2in.	25/32in.	1 11/32in.	29/32in.	15/32in.	16

STUDIO 12in. CC

Part No.	Finish	Material	CC	Length	Width	Height/Projection	Hand Clearance	Base	Page No.
2011-90SS-P	Stainless Steel	Stainless Steel	12in.	12 1/2in.	9/16in.	1 7/16in.	7/8in.	7/8in.	18

STUDIO REMIX 12in. CC

Part No.	Finish	Material	CC	Length	Width	Height/Projection	Hand Clearance	Base	Page No.
2198-9BPN26-P	Brushed Nickel and Polished Chrome	Stainless Steel	12in.	12 1/2in.	9/16in.	1 7/16in.	7/8in.	7/8in.	18
2199-955BPN-P	Matte Black and Brushed Nickel	Stainless Steel	12in.	12 1/2in.	9/16in.	1 7/16in.	7/8in.	7/8in.	18
2200-9BPN55-P	Brushed Nickel and Matte Black	Stainless Steel	12in.	12 1/2in.	9/16in.	1 7/16in.	7/8in.	7/8in.	18
2201-9MDB55-P	Modern Brushed Gold and Matte Black	Stainless Steel	12in.	12 1/2in.	9/16in.	1 7/16in.	7/8in.	7/8in.	18
2202-955MDB-P	Matte Black and Modern Brushed Gold	Stainless Steel	12in.	12 1/2in.	9/16in.	1 7/16in.	7/8in.	7/8in.	18

SUBTLE SURGE 12in. CC

Part No.	Finish	Material	CC	Length	Width	Height/Projection	Hand Clearance	Base	Page No.
1266-1BPN-P	Brushed Nickel	Zinc	12in.	12 5/8in.	11/16in.	1 5/8in.	1 1/16in.	5/8in.	18
1269-1055-P	Matte Black	Zinc	12in.	12 5/8in.	11/16in.	1 5/8in.	1 1/16in.	5/8in.	18
1270-1MDB-P	Modern Brushed Gold	Zinc	12in.	12 5/8in.	11/16in.	1 5/8in.	1 1/16in.	5/8in.	18
1268-1014-P	Polished Nickel	Zinc	12in.	12 5/8in.	11/16in.	1 5/8in.	1 1/16in.	5/8in.	18
1267-10VB-P	Verona Bronze	Zinc	12in.	12 5/8in.	11/16in.	1 5/8in.	1 1/16in.	5/8in.	18
1271-1VTN-P	Vintage Nickel	Zinc	12in.	12 5/8in.	11/16in.	1 5/8in.	1 1/16in.	5/8in.	18

TAILORED TRADITIONAL 12in. CC

Part No.	Finish	Material	CC	Length	Width	Height/Projection	Hand Clearance	Base	Page No.
1302-1BPN-P	Brushed Nickel	Zinc	12in.	13in.	1in.	1 11/16in.	1 1/8in.	1in.	20
1305-1055-P	Matte Black	Zinc	12in.	13in.	1in.	1 11/16in.	1 1/8in.	1in.	20
1306-1MDB-P	Modern Brushed Gold	Zinc	12in.	13in.	1in.	1 11/16in.	1 1/8in.	1in.	20
1304-1014-P	Polished Nickel	Zinc	12in.	13in.	1in.	1 11/16in.	1 1/8in.	1in.	20
1303-10VB-P	Verona Bronze	Zinc	12in.	13in.	1in.	1 11/16in.	1 1/8in.	1in.	20
1307-1VTN-P	Vintage Nickel	Zinc	12in.	13in.	1in.	1 11/16in.	1 1/8in.	1in.	20

Spec Data

VESTED INTEREST 12in. CC

Part No.	Finish	Material	CC	Length	Width	Height/Projection	Hand Clearance	Base	Page No.
2335-1BPN-P	Brushed Nickel	Zinc	12in.	13 1/8in.	1 5/16in.	1 3/4in.	1 1/4in.	3/8in.	20
2336-10VB-P	Verona Bronze	Zinc	12in.	13 1/8in.	1 5/16in.	1 3/4in.	1 1/4in.	3/8in.	20
2373-1VTN-P	Vintage Nickel	Zinc	12in.	13 1/8in.	1 5/16in.	1 3/4in.	1 1/4in.	3/8in.	20

ELEVATE 320mm CC

Part No.	Finish	Material	CC	Length	Width	Height/Projection	Hand Clearance	Base	Page No.
2093-4BPN-P	Brushed Nickel	Aluminum	320mm	13 1/8in.	3/4in.	1 1/8in.	5 1/64in.	9/16in.	20
2113-4GPH-P	Graphite	Aluminum	320mm	13 1/8in.	3/4in.	1 1/8in.	5 1/64in.	9/16in.	20
2120-4055-P	Matte Black	Aluminum	320mm	13 1/8in.	3/4in.	1 1/8in.	5 1/64in.	9/16in.	20
2127-4026-P	Polished Chrome	Aluminum	320mm	13 1/8in.	3/4in.	1 1/8in.	5 1/64in.	9/16in.	20
2106-40SG-P	Satin Gold	Aluminum	320mm	13 1/8in.	3/4in.	1 1/8in.	5 1/64in.	9/16in.	20
2094-40VB-P	Verona Bronze	Aluminum	320mm	13 1/8in.	3/4in.	1 1/8in.	5 1/64in.	9/16in.	20

MEADOW 448mm CC

Part No.	Finish	Material	CC	Length	Width	Height/Projection	Hand Clearance	Base	Page No.
2302-4BPN-P	Brushed Nickel	Aluminum	448mm	19 1/4in.	2 5/32in.	1 1/4in.	3 1/32in.	1 7/32in.	22
2285-4GPH-P	Graphite	Aluminum	448mm	19 1/4in.	2 5/32in.	1 1/4in.	3 1/32in.	1 7/32in.	22
2292-4055-P	Matte Black	Aluminum	448mm	19 1/4in.	2 5/32in.	1 1/4in.	3 1/32in.	1 7/32in.	22
2299-4026-P	Polished Chrome	Aluminum	448mm	19 1/4in.	2 5/32in.	1 1/4in.	3 1/32in.	1 7/32in.	22
2278-40SG-P	Satin Gold	Aluminum	448mm	19 1/4in.	2 5/32in.	1 1/4in.	3 1/32in.	1 7/32in.	22
2301-40VB-P	Verona Bronze	Aluminum	448mm	19 1/4in.	2 5/32in.	1 1/4in.	3 1/32in.	1 7/32in.	22

ASPIRE 18in. CC

Part No.	Finish	Material	CC	Length	Width	Height/Projection	Hand Clearance	Base	Page No.
2148-1BPN-P	Brushed Nickel	Zinc	18in.	18 3/8in.	1 1/2in.	1 13/16in.	1 3/8in.	1/2in.	22
2149-10BT-P	Brushed Tin	Zinc	18in.	18 3/8in.	1 1/2in.	1 13/16in.	1 3/8in.	1/2in.	22
2140-1055-P	Matte Black	Zinc	18in.	18 3/8in.	1 1/2in.	1 13/16in.	1 3/8in.	1/2in.	22
2134-1MDB-P	Modern Brushed Gold	Zinc	18in.	18 3/8in.	1 1/2in.	1 13/16in.	1 3/8in.	1/2in.	22
2147-1026-P	Polished Chrome	Zinc	18in.	18 3/8in.	1 1/2in.	1 13/16in.	1 3/8in.	1/2in.	22
2150-10VB-P	Verona Bronze	Zinc	18in.	18 3/8in.	1 1/2in.	1 13/16in.	1 3/8in.	1/2in.	22

BROOKRIDGE 18in. CC

Part No.	Finish	Material	CC	Length	Width	Height/Projection	Hand Clearance	Base	Page No.
2657-1BPN-P	Brushed Nickel	Zinc	18in.	18 25/32in.	1 5/16in.	2in.	1 1/2in.	2 3/32in.	22
2658-1055-P	Matte Black	Zinc	18in.	18 25/32in.	1 5/16in.	2in.	1 1/2in.	2 3/32in.	22
2659-1MDB-P	Modern Brushed Gold	Zinc	18in.	18 25/32in.	1 5/16in.	2in.	1 1/2in.	2 3/32in.	22

Spec Data

DESIGNERS' GROUP TEN 18in. CC

Part No.	Finish	Material	CC	Length	Width	Height/Projection	Hand Clearance	Base	Page No.
4154-1014-P	Polished Nickel	Zinc	18in.	19 1/4in.	1 1/16in.	1 5/8in.	1 3/8in.	1 3/8in.	24

DOMESTIC BLISS 18in. CC

Part No.	Finish	Material	CC	Length	Width	Height/Projection	Hand Clearance	Base	Page No.
2419-1BPN-P	Brushed Nickel	Zinc	18in.	19 5/32in.	1 3/16in.	2 5/32in.	1 1/2in.	1 5/32in.	24
2420-1055-P	Matte Black	Zinc	18in.	19 5/32in.	1 3/16in.	2 5/32in.	1 1/2in.	1 5/32in.	24
2421-1MDB-P	Modern Brushed Gold	Zinc	18in.	19 5/32in.	1 3/16in.	2 5/32in.	1 1/2in.	1 5/32in.	24

ECHO 18in. CC

Part No.	Finish	Material	CC	Length	Width	Height/Projection	Hand Clearance	Base	Page No.
9109-1BPN-P	Brushed Nickel	Zinc	18in.	19 3/4in.	1 13/32in.	2 1/16in.	1 1/2in.	1 1/2in.	24
9147-1055-P	Matte Black	Zinc	18in.	19 3/4in.	1 13/32in.	2 1/16in.	1 1/2in.	1 1/2in.	24
9168-1MDB-P	Modern Brushed Gold	Zinc	18in.	19 3/4in.	1 13/32in.	2 1/16in.	1 1/2in.	1 1/2in.	24

ELEVATE 18in. CC

Part No.	Finish	Material	CC	Length	Width	Height/Projection	Hand Clearance	Base	Page No.
2101-4BPN-P	Brushed Nickel	Aluminum	18in.	19 5/16in.	1 3/16in.	2in.	1 3/8in.	1 3/16in.	26
2114-4GPH-P	Graphite	Aluminum	18in.	19 5/16in.	1 3/16in.	2in.	1 3/8in.	1 3/16in.	26
2121-4055-P	Matte Black	Aluminum	18in.	19 5/16in.	1 3/16in.	2in.	1 3/8in.	1 3/16in.	26
2128-4026-P	Polished Chrome	Aluminum	18in.	19 5/16in.	1 3/16in.	2in.	1 3/8in.	1 3/16in.	26
2107-40SG-P	Satin Gold	Aluminum	18in.	19 5/16in.	1 3/16in.	2in.	1 3/8in.	1 3/16in.	26
2100-40VB-P	Verona Bronze	Aluminum	18in.	19 5/16in.	1 3/16in.	2in.	1 3/8in.	1 3/16in.	26

FOLKLORE 18in. CC

Part No.	Finish	Material	CC	Length	Width	Height/Projection	Hand Clearance	Base	Page No.
8341-1BPN-P	Brushed Nickel	Zinc	18in.	19 1 1/32in.	1 1 1/32in.	1 2 5/32in.	1 3/32in.	1 1 1/32in.	26
8342-1055-P	Matte Black	Zinc	18in.	19 1 1/32in.	1 1 1/32in.	1 2 5/32in.	1 3/32in.	1 1 1/32in.	26
8343-1MDB-P	Modern Brushed Gold	Zinc	18in.	19 1 1/32in.	1 1 1/32in.	1 2 5/32in.	1 3/32in.	1 1 1/32in.	26

HEARTHSTONE 18in. CC

Part No.	Finish	Material	CC	Length	Width	Height/Projection	Hand Clearance	Base	Page No.
2168-1BPN-P	Brushed Nickel	Zinc	18in.	19 1/4in.	1 1/16in.	1 5/8in.	1 3/8in.	1 3/8in.	26
2169-1055-P	Matte Black	Zinc	18in.	19 1/4in.	1 1/16in.	1 5/8in.	1 3/8in.	1 3/8in.	26
2157-1MDB-P	Modern Brushed Gold	Zinc	18in.	19 1/4in.	1 1/16in.	1 5/8in.	1 3/8in.	1 3/8in.	26
2167-10VB-P	Verona Bronze	Zinc	18in.	19 1/4in.	1 1/16in.	1 5/8in.	1 3/8in.	1 3/8in.	26
2165-1VTN-P	Vintage Nickel	Zinc	18in.	19 1/4in.	1 1/16in.	1 5/8in.	1 3/8in.	1 3/8in.	26

Spec Data

METRO 18in. CC

Part No.	Finish	Material	CC	Length	Width	Height/Projection	Hand Clearance	Base	Page No.
9860-1BPN-P	Brushed Nickel	Zinc	18in.	18 1/4in.	1 1/4in.	2 3/32in.	1 25/64in.	23/32in.	28
9861-1055-P	Matte Black	Zinc	18in.	18 1/4in.	1 1/4in.	2 3/32in.	1 25/64in.	23/32in.	28
9912-1MDB-P	Modern Brushed Gold	Zinc	18in.	18 1/4in.	1 1/4in.	2 3/32in.	1 25/64in.	23/32in.	28
9916-1026-P	Polished Chrome	Zinc	18in.	18 1/4in.	1 1/4in.	2 3/32in.	1 25/64in.	23/32in.	28
9973-1SLT-P	Slate	Zinc	18in.	18 1/4in.	1 1/4in.	2 3/32in.	1 25/64in.	23/32in.	28

RADIAL REIGN 18in. CC

Part No.	Finish	Material	CC	Length	Width	Height/Projection	Hand Clearance	Base	Page No.
5136-4BPN-P	Brushed Nickel	Aluminum	18in.	21 15/32in.	1 1/2in.	2 7/32in.	1 9/32in.	19/32in.	28
5137-4055-P	Matte Black	Aluminum	18in.	21 15/32in.	1 1/2in.	2 7/32in.	1 9/32in.	19/32in.	28
5140-455BPN-P	Matte Black and Brushed Nickel	Aluminum	18in.	21 15/32in.	1 1/2in.	2 7/32in.	1 9/32in.	19/32in.	28
5138-455MDB-P	Matte Black and Modern Brushed Gold	Aluminum	18in.	21 15/32in.	1 1/2in.	2 7/32in.	1 9/32in.	19/32in.	28
5139-4MDB-P	Modern Brushed Gold	Aluminum	18in.	21 15/32in.	1 1/2in.	2 7/32in.	1 9/32in.	19/32in.	28

RIVET REBEL 18in. CC

Part No.	Finish	Material	CC	Length	Width	Height/Projection	Hand Clearance	Base	Page No.
5133-4BPN-P	Brushed Nickel	Aluminum	18in.	21 15/32in.	7/8in.	2 5/32in.	2 3/32in.	9/16in.	28
5134-4055-P	Matte Black	Aluminum	18in.	21 15/32in.	7/8in.	2 5/32in.	2 3/32in.	9/16in.	28
5132-455MDB-P	Matte Black and Modern Brushed Gold	Aluminum	18in.	21 15/32in.	7/8in.	2 5/32in.	2 3/32in.	9/16in.	28
5135-4MDB-P	Modern Brushed Gold	Aluminum	18in.	21 15/32in.	7/8in.	2 5/32in.	2 3/32in.	9/16in.	28

SUBTLE SURGE 18in. CC

Part No.	Finish	Material	CC	Length	Width	Height/Projection	Hand Clearance	Base	Page No.
1115-1BPN-P	Brushed Nickel	Zinc	18in.	18 7/16in.	25/32in.	2 3/32in.	1 3/8in.	1 1/32in.	30
1119-1055-P	Matte Black	Zinc	18in.	18 7/16in.	25/32in.	2 3/32in.	1 3/8in.	1 1/32in.	30
1114-1MDB-P	Modern Brushed Gold	Zinc	18in.	18 7/16in.	25/32in.	2 3/32in.	1 3/8in.	1 1/32in.	30
1116-1014-P	Polished Nickel	Zinc	18in.	18 7/16in.	25/32in.	2 3/32in.	1 3/8in.	1 1/32in.	30
1117-10VB-P	Verona Bronze	Zinc	18in.	18 7/16in.	25/32in.	2 3/32in.	1 3/8in.	1 1/32in.	30
1118-1VTN-P	Vintage Nickel	Zinc	18in.	18 7/16in.	25/32in.	2 3/32in.	1 3/8in.	1 1/32in.	30

SWAGGER 18in. CC

Part No.	Finish	Material	CC	Length	Width	Height/Projection	Hand Clearance	Base	Page No.
2416-1098-P	Black Nickel	Zinc	18in.	18 23/32in.	27/32in.	1 25/32in.	1 11/32in.	23/32in.	30
2413-1BPN-P	Brushed Nickel	Zinc	18in.	18 23/32in.	27/32in.	1 25/32in.	1 11/32in.	23/32in.	30
2417-1055-P	Matte Black	Zinc	18in.	18 23/32in.	27/32in.	1 25/32in.	1 11/32in.	23/32in.	30
2415-1MDB-P	Modern Brushed Gold	Zinc	18in.	18 23/32in.	27/32in.	1 25/32in.	1 11/32in.	23/32in.	30





2495 Main Street, Suite 111 Buffalo, NY 14214-2152
Phone: 800.333.0578 | Fax: 716.833.2402
Email: Info@BerensonHardware.com
BerensonHardware.com

© 2026 Berenson Corp

26.02
0533-MARK-01

FOLLOW US ON SOCIAL MEDIA!



Scan the QR code for easy access to our digital catalog and our social media pages.

